

ASSEMBLY INSTRUCTION

SKU: TULSGQBD

ITEM NO.: 1913Q

DESCRIPTION: Tulsa Queen Bed

INSTRUCTION D'ASSEMBLAGE










N° d'article:TULSGQBD

ITEM NO.:1913Q















DESCRIPTION: Grand lit Tulsa

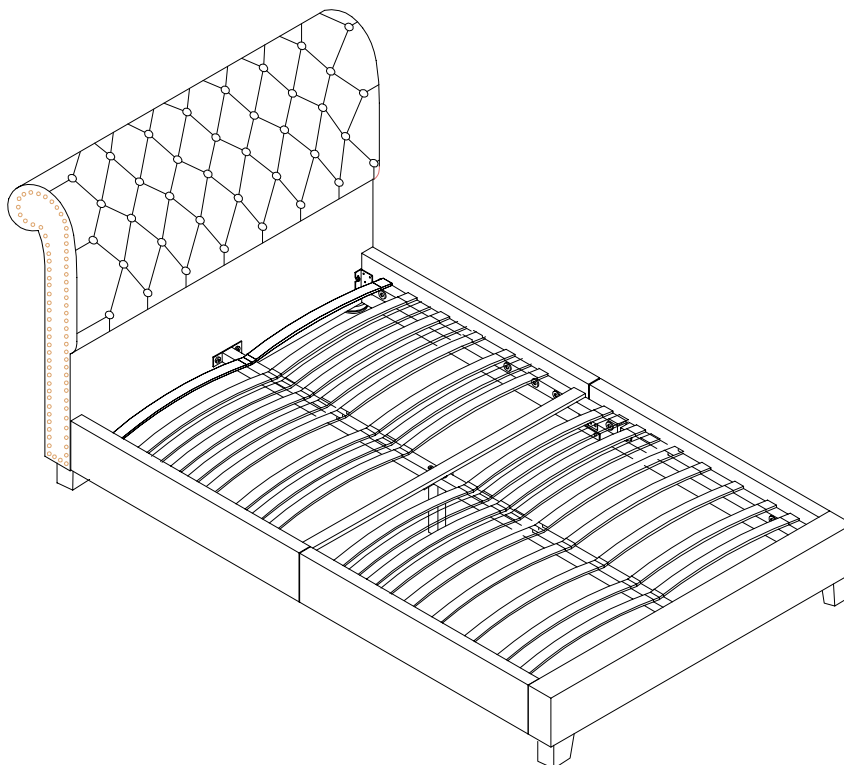
PAGE 1 OF 5

Hardware List

NO.	DESCRIPTION	SKETCH	Q'TY
1	Bolt Ø5/16**2" Boulon		19 PCS
2	Bolt Ø5/16**1-1/2" Boulon		12 PCS
3	Bolt Ø1/4**3/4" Boulon		12 PCS
4	Spring Washer 5/16" Rondelle frein		46 PCS
5	Flat Washer 5/16" Rondelle plate		47 PCS
6	Nut 5/16" Écrou		
7	Screw 1" Embout en plastique		22PCS
8	Allen Key 4M Clé hexagonale		1PC
9	Allen Key 5M Clé hexagonale		1PC
10	Open Wrench 5/16" Clé plate ouverte		
11	Bolt Ø5/16**3" Boulon		4PCS

Parts List

NO.	DESCRIPTION	SKETCH	Q'TY
A	Head board TÊTE DE LIT		1PC
B	Rail Montant latéral		2PCS
C	Footboard Pied de lit		1PC
D	Metal bracket support en métal		2 PCS
E	rail hook Rail avec crochet		4PCS
F	support leg support en métal		1 PC
G	Center rail longeron central		2 PCS
H	Bend slat/latte courbée		32PCS
I	Feet Pieds		4 PCS
J	straight slat Latte droite		3 PCS
K	Slide clips clip de fixation latérale		32 PCS
L	Slat clips clip de fixation pour lattes		16 PCS
M	long rail support Rail de support long		2 PCS
N	short rail support Rail de support court		2 PCS



Note: Do not full tighten all bolts until the bed complete assembly.

Tel qu'illustré. Attendre avant de serrer complètement les boulons.

Made in China

FABRIQUE EN CHINE

ASSEMBLY INSTRUCTION

SKU: TULSGQBD

ITEM NO.: 1913Q

DESCRIPTION: Tulsa Queen Bed


INSTRUCTION D'ASSEMBLAGE


N° d'article: TULSGQBD


ITEM NO.: 1913Q


DESCRIPTION: Grand lit Tulsa


Step/Étape 1

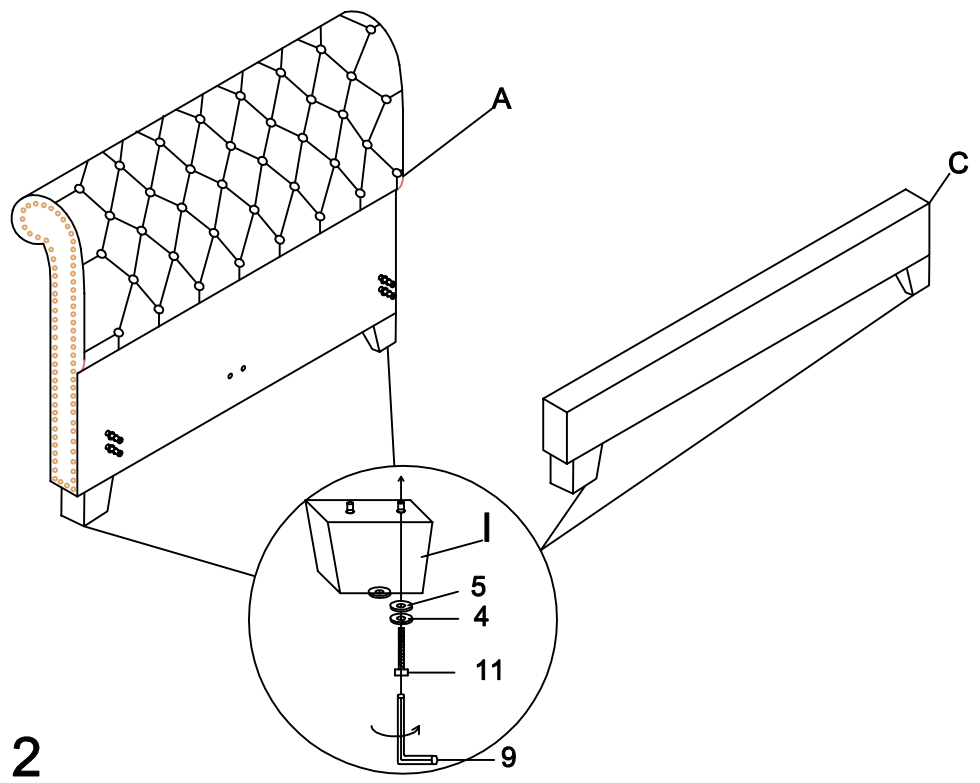
11  4 PCS
Ø5/16" * 3"

4  4 PCS
Ø5/16"


5  4PCS
Ø5/16"


I  4 PCS


9  5M 1PC





Step/Étape 2

1  16 PCS
Ø5/16" * 2"


3  12 PCS
Ø1/4" * 3/4"

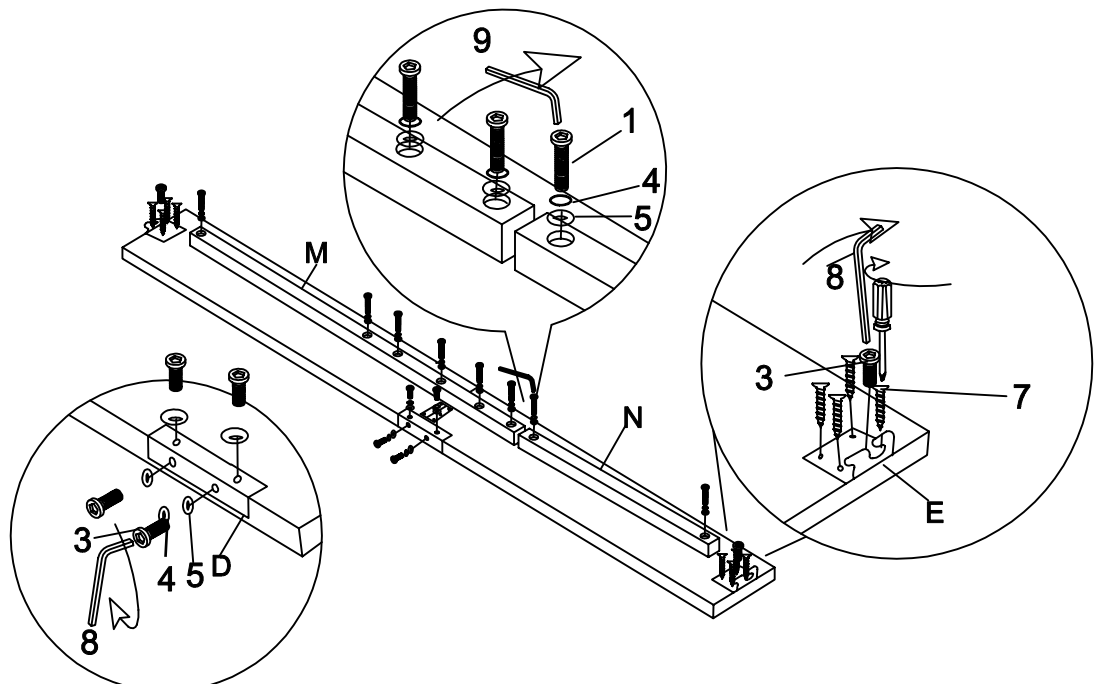
4  24PCS
Ø5/16"

5  24PCS
Ø5/16"

7  16PCS
1"

8  4M 1PC

9  5M 1PC



ASSEMBLY INSTRUCTION

SKU: TULSGQBD

ITEM NO.: 1913Q

DESCRIPTION: Tulsa Queen Bed

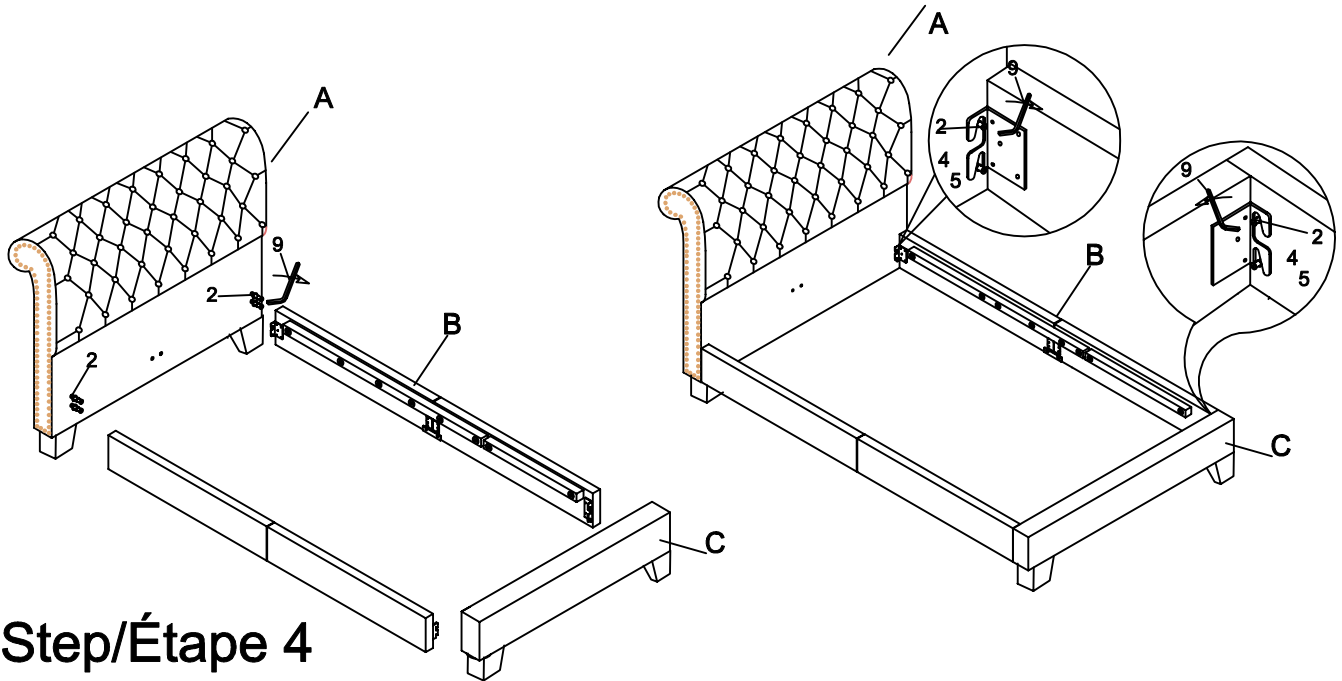
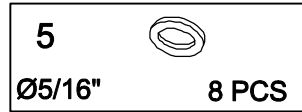
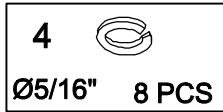
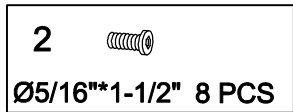

INSTRUCTION D'ASSEMBLAGE

N° d'article: TULSGQBD

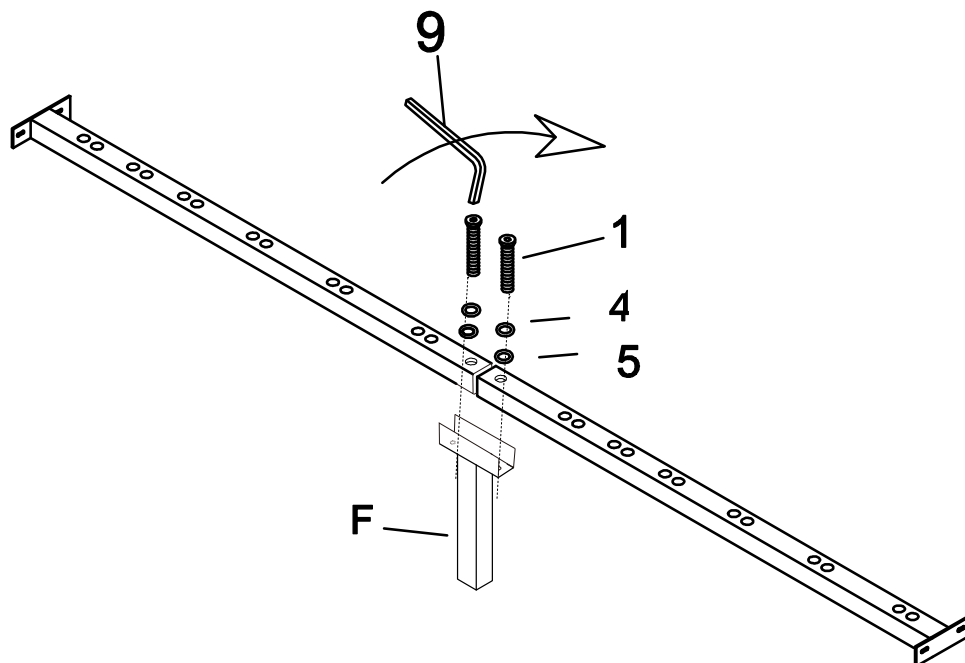
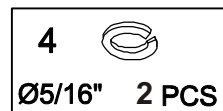
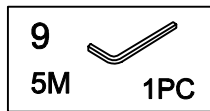
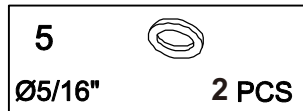
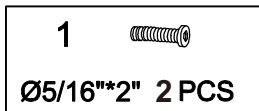
ITEM NO.: 1913Q

DESCRIPTION: Grand lit Tulsa

Step/Étape 3



Step/Étape 4



ASSEMBLY INSTRUCTION

SKU: TULSGQBD

ITEM NO.: 1913Q

DESCRIPTION: Tulsa Queen Bed

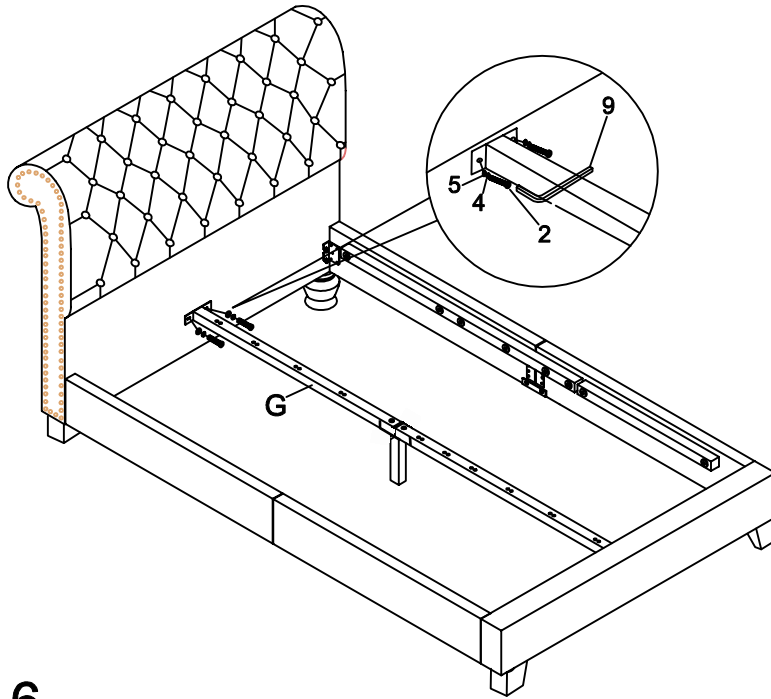
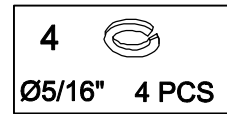

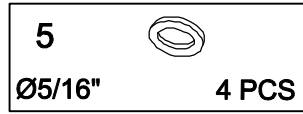
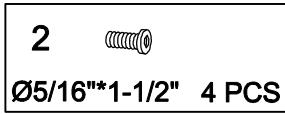
INSTRUCTION D'ASSEMBLAGE

N° d'article: TULSGQBD

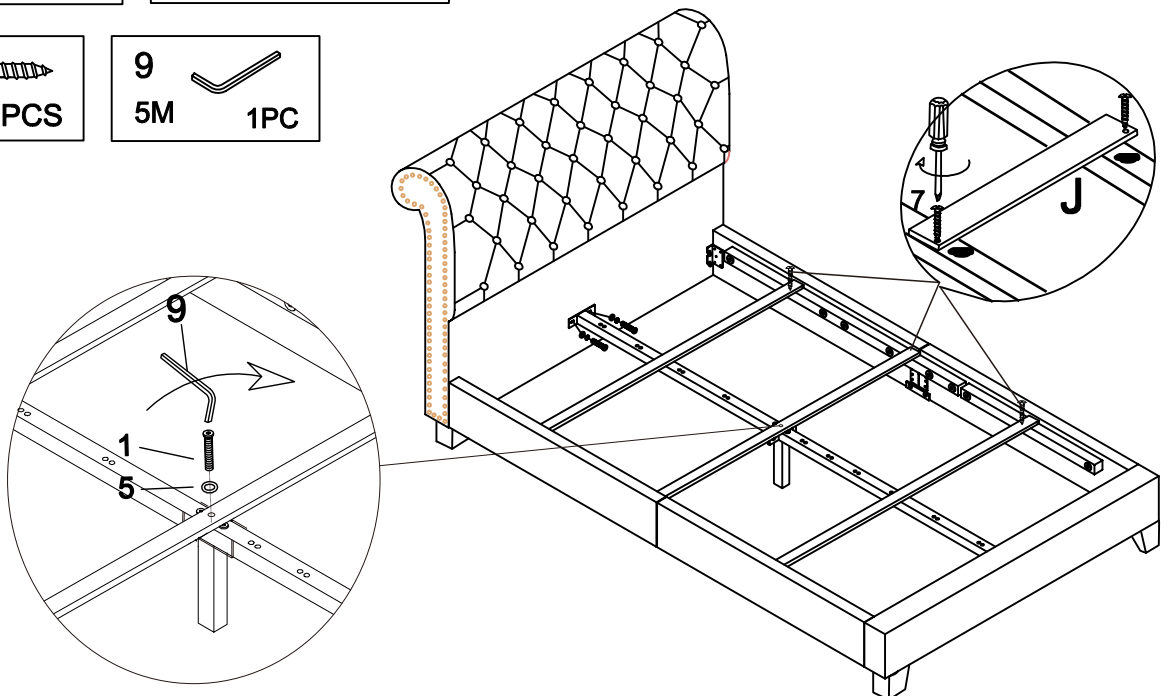

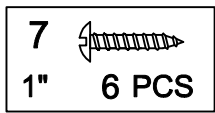
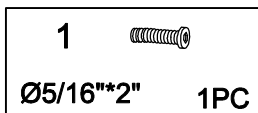
ITEM NO.: 1913Q

DESCRIPTION: Grand lit Tulsa

Step/Étape 5



Step/Étape 6



ASSEMBLY INSTRUCTION

SKU: TULSGQBD

ITEM NO.: 1913Q

DESCRIPTION: Tulsa Queen Bed

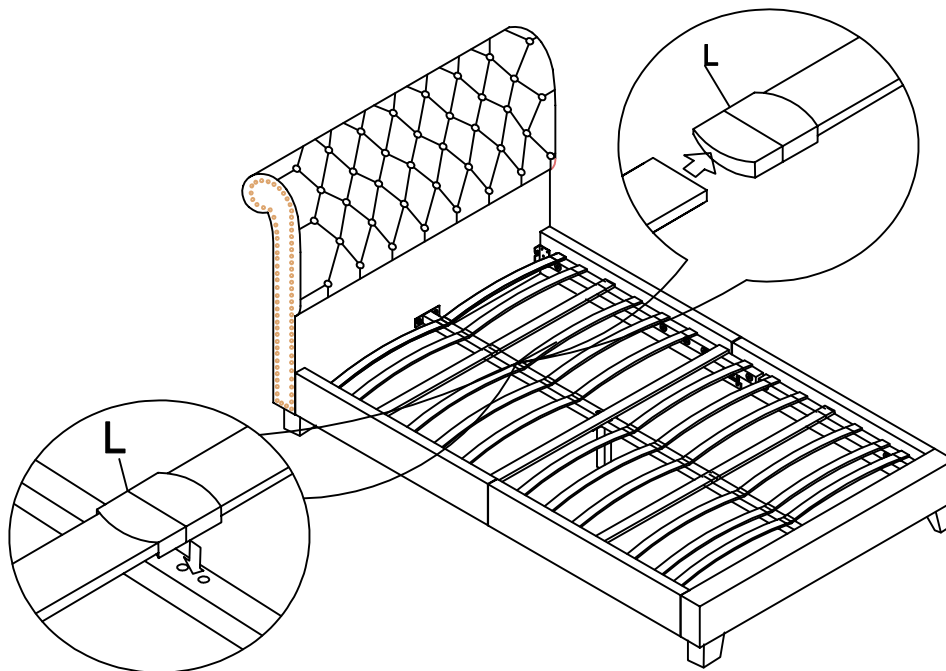
INSTRUCTION D'ASSEMBLAGE

N° d'article:TULSGQBD

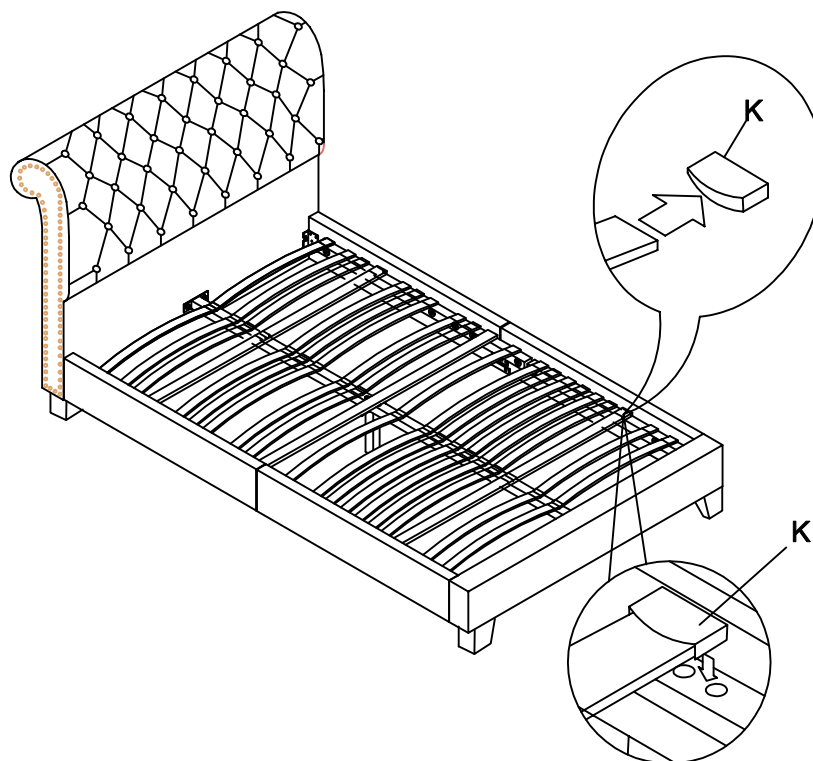
ITEM NO.:1913Q

DESCRIPTION: Grand lit Tulsa

Step/Étape 7



Step/Étape 8



**Made in China
FABRIQUE EN CHINE**