

ASSEMBLY INSTRUCTIONS (INSTRUCTIONS D'ASSEMBLAGE)

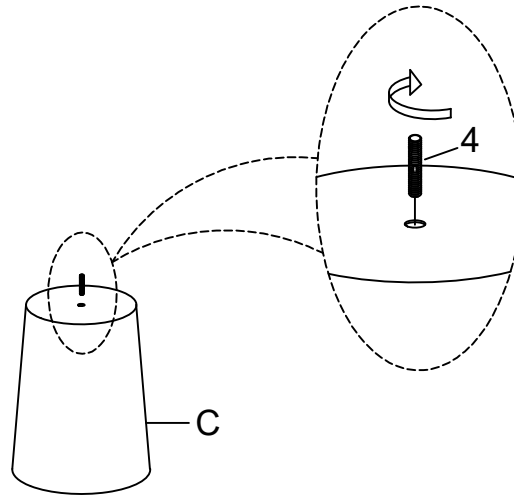
HARDWARE LIST (LISTE DES OUTILS):

NO.	Sketch	Description	Qty
NO.	Schéma	Description	Qté
1		Bolt(1/4"3/4") Boulon	4 PCS 4 PCES
2		Spring Washer(1/4") Rondelle frein	4 PCS 4 PCES
3		Washer(1/4") Rondelle plate	4 PCS 4 PCES
4		Bolt(5/16"2") Boulon	1 PC 1 PCE
5		Allen wrench(4mm) Clé hexagonale	1 PC 1 PCE

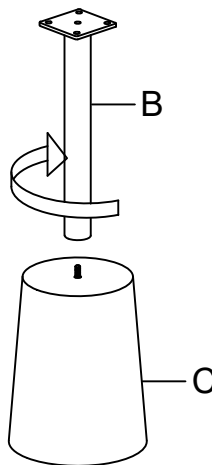
PARTS LIST (LISTE DES PIECES):

NO.	Sketch	Description	Qty
NO.	Schéma	Description	Qté
A		Table top Dessus de table	1 PC 1 PCE
B		Support bar Barre de support	1 PC 1 PCE
C		Base Base	1 PCS 1 PCE

Step 1 / Étape 1

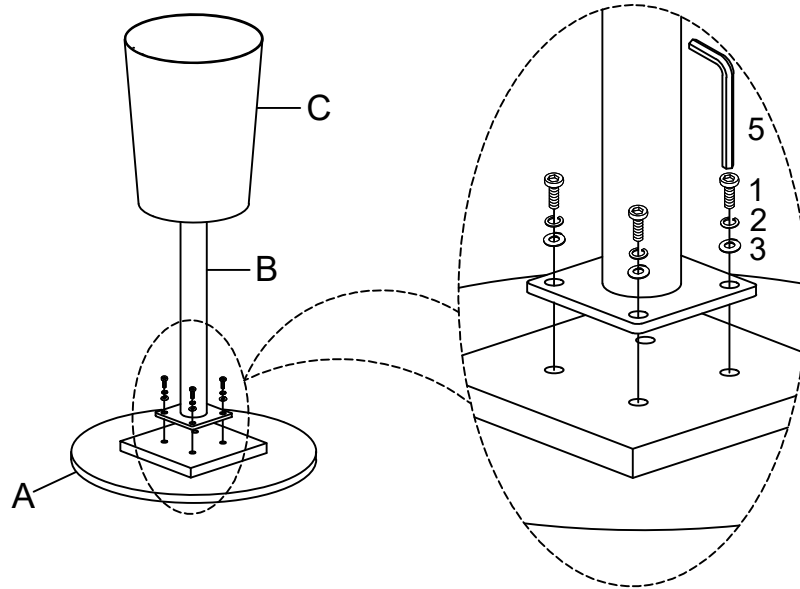


Step 2 / Étape 2



ASSEMBLY INSTRUCTIONS (INSTRUCTIONS D'ASSEMBLAGE)

Step 3 / Étape 3



Step 4 / Étape 4

